

# Y69K™

QUARRY, CONSTRUCTION,  
SURFACE & UNDERGROUND MINING

## BATTLE ARMOR

- *L-5S Loaders, Underground Vehicles, Dozers*

 YOKOHAMA®



# Y69K™

QUARRY, CONSTRUCTION,  
SURFACE & UNDERGROUND MINING

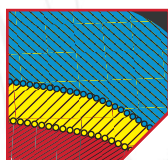
## ENGINEERED FOR THE TOUGHEST JOBS

Whether you're clearing the pit or hauling ore from underground, the Y69K™ is constructed from the inside out to handle punishing terrain and the severe strain heavy equipment can inflict.




### Modified Sidewall

Thicker upper sidewall with a more square shoulder profile protects the casing from damage caused by the rigors of severe service.



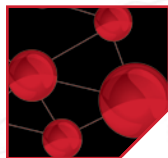
### Steel Breaker Construction

Certain sizes incorporate special rubber-coated layers of steel cord between the casing and the tread to absorb shocks and prevent cuts from penetrating the casing.



### Extra Deep Reinforced Tread

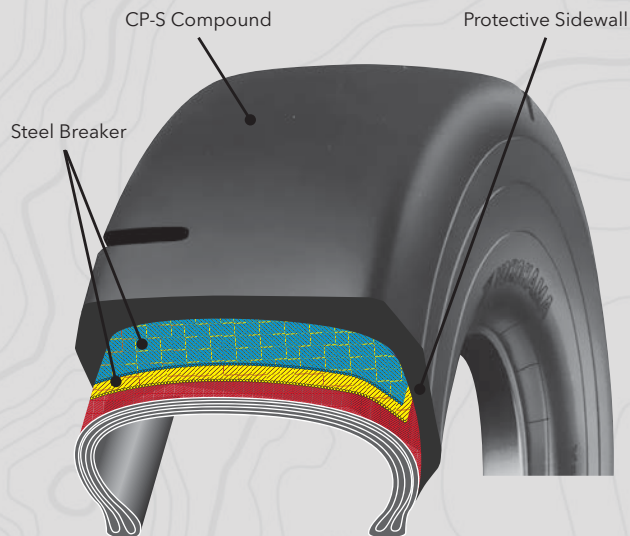
Provides longer tread life and enhanced durability even in the most extreme conditions.



### Specially Formulated Tread Compound

The special CP-S compound of the Y69K is cut and chip resistant to extend service life.

## DURABILITY. CONFIDENCE. SAFETY.



## Y69K L-5S

| Size      | Part#<br>(Phasing Out) | Part#<br>(New) | Compound | Ply | Groove<br>Depth<br>(1/32) | Rim Size  | Inflated Dimensions          |                           | Static<br>Loaded<br>Radius<br>(in.) | Static<br>Loaded<br>Width<br>(in.) | Ship<br>Weight<br>(lbs.) |
|-----------|------------------------|----------------|----------|-----|---------------------------|-----------|------------------------------|---------------------------|-------------------------------------|------------------------------------|--------------------------|
|           |                        |                |          |     |                           |           | Overall<br>Diameter<br>(in.) | Overall<br>Width<br>(in.) |                                     |                                    |                          |
| 18.00-25  | 06906                  | 130106906      | CP-S     | 32  | 106                       | 13.00-2.5 | 66.9                         | 20.5                      | 30.9                                | 21.9                               | 1187                     |
| 26.5-25   | 06905                  | 130106905      | CP-S     | 32  | 114                       | 22.00-3.0 | 70.5                         | 27.4                      | 32.5                                | 28.5                               | 1697                     |
| 29.5-29   | 06965                  | 130106965      | CP-S     | 34  | 136                       | 25.00-3.5 | 79.5                         | 30.8                      | 36.9                                | 32.3                               | 2267                     |
| 35/65-33* | 18003                  | 130118003      | CP-S     | 42  | 121                       | 28.00-3.5 | 81.5                         | 35.6                      | 38.1                                | 36.5                               | 3001                     |

\*Steel breaker construction